

# The Jain World School, Mawar, Mati.

SUMMER HOLIDAY HOMEWORK ASSIGNMENT CLASS:- LKG

Sunshine on my mind,  
summertime in my soul.”



# Dear Parents!

# Greetings!

Summer vacation is probably the best time of the year for the little ones, It's time for loads of fun for them, we have planned out some simple & interesting activities for our students & they are in amalgamation of simple yet thoughtfully planned activities which promote critical skills amongst young learner . It's an art integrated project based on scholastic & co-scholastic activities targeting competency based learning.

Please note:- the term 1 assessment from the holiday homework . Students are to complete the activities & submit to their class teacher/subject teachers by the given dates:-

s.no	Subject	Date
1	English/ Maths	08.07.24
2	Hindi/Science	09.07.24
3	Sst/Evs	10.07.24
4	Computer/Physics	11.07.24
5	Chemistry / Biology	12.07.24
6	Jeevan Kaushal	13.07.24



\*All the activities & the use of internet for doing the activities to be done strictly under the supervision of parents.

\*Practice sheets will be uploaded in the class groups and school website [www.tjws.in](http://www.tjws.in)

\*The home assignment

is of 10 marks failing to submit n the given date will result in Absent marking in the records & no marks will be given.



# Dear Parents,

**IN ADDITION TO THE HOLIDAYS HOMEWORK ACTIVITIES, WE WOULD ALSO SUGGEST THE FOLLOWING ACTIVITIES FOR STUDENTS:- THE STUDENTS TO PRACTICE WRITING ONE PAGE OF ENGLISH & HINDI IN A SEPARATE NOTEBOOK ON AN ALTERNATE BASIS DURING THE HOLIDAYS & THE SAME HAS TO BE BROUGHT TO SCHOOL ON REOPENING.THE STUDENTS TO BE GUIDED TO READ SIMPLE STORY BOOKS WITH SHORT SENTENCES & BOLD ILLUSTRATIONS . PARENTS CAN ALSO LOG INTO STORY WEAVER [HTTPS://STORYWEAVER.ORG.IN/](https://storyweaver.org.in/) . THE APP HAS SHORT INTERESTING & AGE APPROPRIATE STORIES FOR ALL THE AGE GROUP & IN ALL LANGUAGES. THE STUDENTS TO ALSO FOLLOW A DAILY ROUTINE OF EXERCISES AT HOME TO KEEP THEMSELVES FIT & STRONG**


**YOUTUBE LINK FOR REFERENCE -: <https://youtu.be/fb5-7+lix-1>**

A graphic of a spiral-bound notebook with a white page and an orange background. The spiral binding is at the top. The text is centered on the page.


---

**ASSIGNMENT  
INFORMATION**

Book name	work
Phonic reader	<b>Read page no. 1 to 20</b>
Book of rhymes and stories	<b>Read and Learn Theme:- Greetings, My body, Family and My School</b>
आओ गायें बाल कविताएँ	मुस्कान, नाचे बंदर मामा, बाग बगीचा, आती रेल
<b>Pre set Hindi 4</b>	<b>Do page no. 3 to 5</b>
Pre set English 3	
HINDI	Do the work as set in your notebook.
English	Do the work as set in your notebook.



**Note :- Do your Holidays Homework in school notebooks For worksheets take print out. And paste it in your respective subject notebook.**



**Learning Time:** Learn to wish Good Morning, Good Afternoon and Good night.

**\* Learn 5 sentences on Myself.**

**\*Learn Mother's and Father's Mobile number.**

**Play Outdoor Games:** Ensure that children should not spend too much time on electronic gadgets as they harm the eyes and make us lethargic. So encourage your child to go for cycling, hide and seek & running etc. as these will make them active & social.

**\*Converse in English:** To develop the conversation skills of children in English ensure to converse small sentences in English only. Read out story books with big illustrations and after finishing the story discuss it with your child.

\*Emphasize more on phonic sounds and encourage Word Building words and Picture Talk. Teachers are trying to encourage the children to use simple words, phrases and sentences like:


- May I come in Ma'am?
- May I drink water?
- May I go to the toilet?
- I am feeling thirsty.
- I am feeling hungry.
- Please give me a pencil.
- Please give me an eraser etc.

# ENGLISH WORKSHEETS

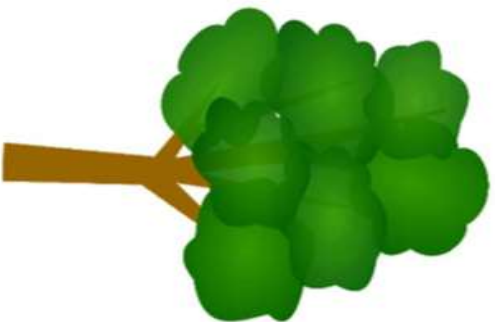
Circle the correct first letter for the given pictures:



H N F




A M F



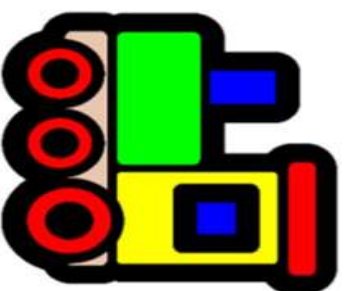
T M L



V H E



H A I



M N E



Write the first letter of the picture:



Four horizontal lines for writing: a red line on the left, two blue lines in the middle, and a red line on the right.



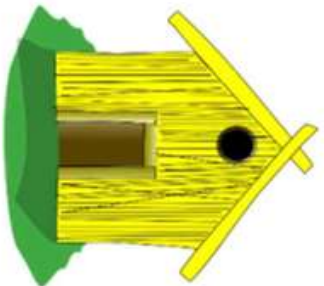
Four horizontal lines for writing: a red line on the left, two blue lines in the middle, and a red line on the right.



Four horizontal lines for writing: a red line on the left, two blue lines in the middle, and a red line on the right.



Four horizontal lines for writing: a red line on the left, two blue lines in the middle, and a red line on the right.



Four horizontal lines for writing: a red line on the left, two blue lines in the middle, and a red line on the right.



Four horizontal lines for writing: a red line on the left, two blue lines in the middle, and a red line on the right.




Four horizontal lines for writing: a red line on the left, two blue lines in the middle, and a red line on the right.



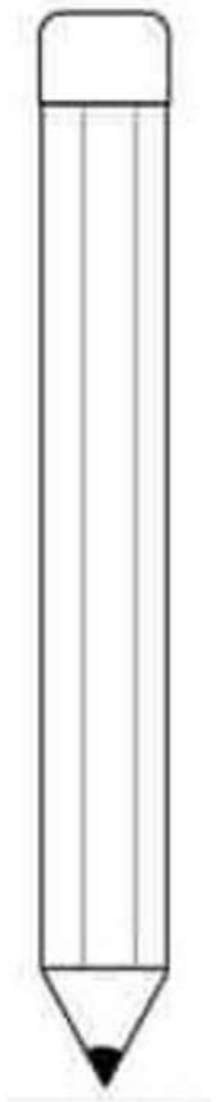
# MATHS WORKSHEETS

Colour the Big Picture:




---

**Colour the Long Pencil Light Green and Short Pencil Blue:**



I can count and match:



2



4



5



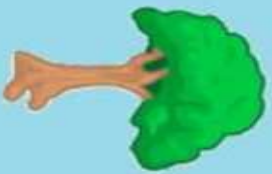


3



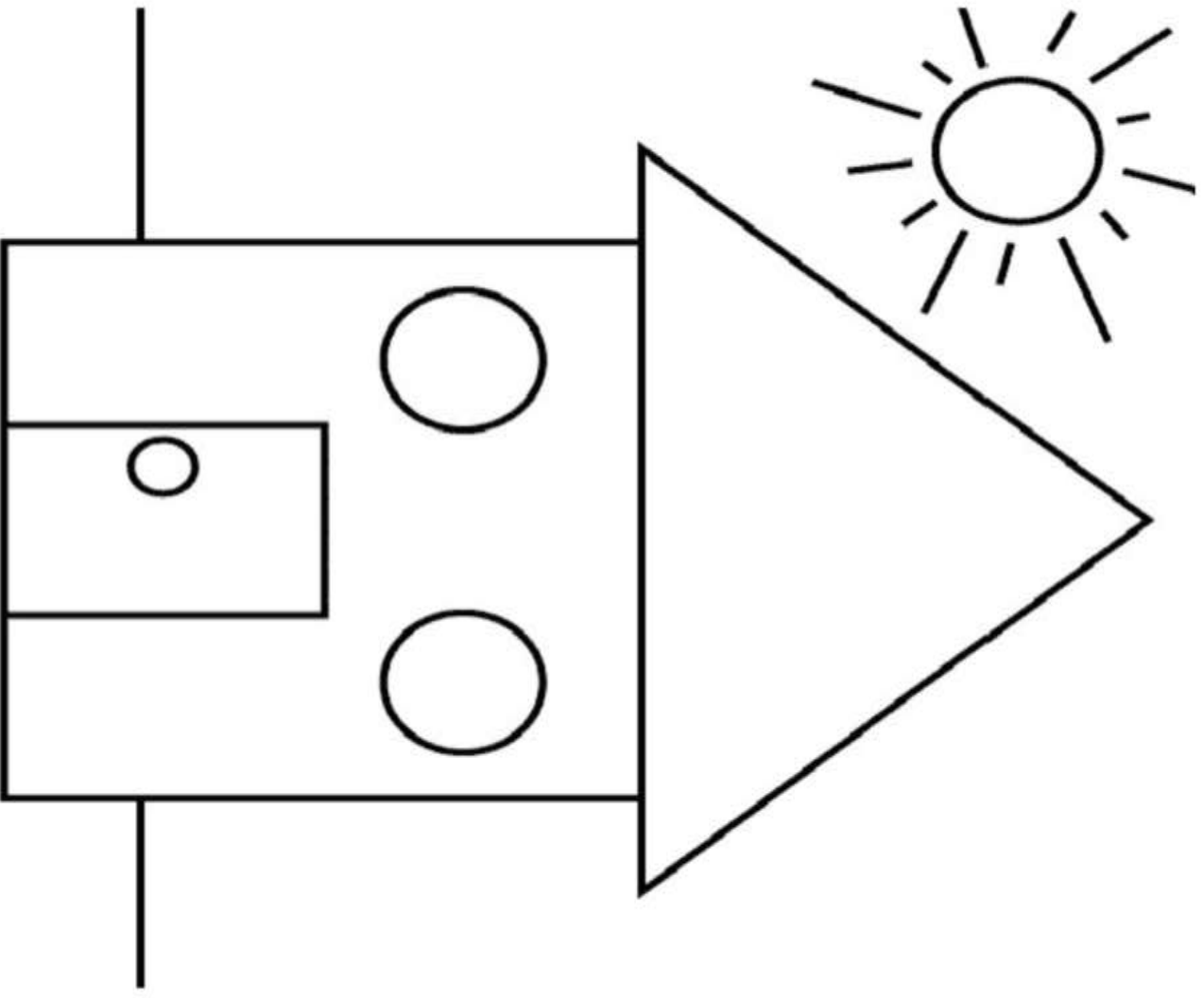
1

Count and write the number:








# EVS WORKSHEETS

Colour the Circle Shaped Object **Yellow** and Square shaped object **Pink** and Triangle Shaped Object **Orange** and Rectangle shaped object **Green**.






Match the picture according to the colours:



# BODY PARTS


Circle the functions of the body parts:




# HINDI WORKSHEETS

जोड़ी जमाओ

इ अं ओ आ उ ए ऋ ए औ







ENJOY YOUR HOLIDAYS